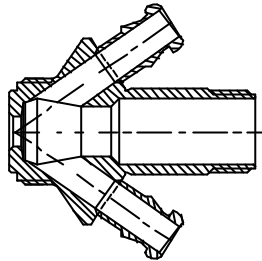
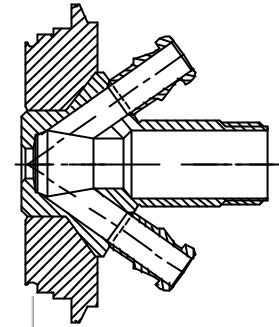


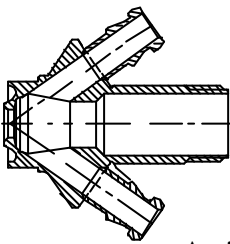
Valve body Type S
Item no.: 850031



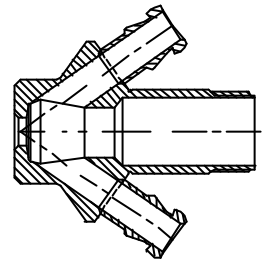
Valve body Type V
Item no.: 850009



Valve body Type P
Item no.: 850011



Valve body Type T
Item no.: 850001




Available with:



Silicone membrane
Item no.: 600051

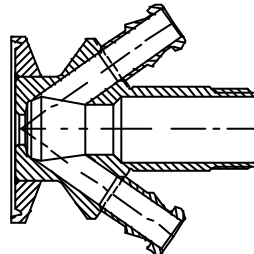


EPDM membrane
Item no.: 600052



PTFE membrane
Item no.: 850055
(Complete valve head
with PTFE membrane
item no.: 855541)

Valve body Type C
Item no.: 850021



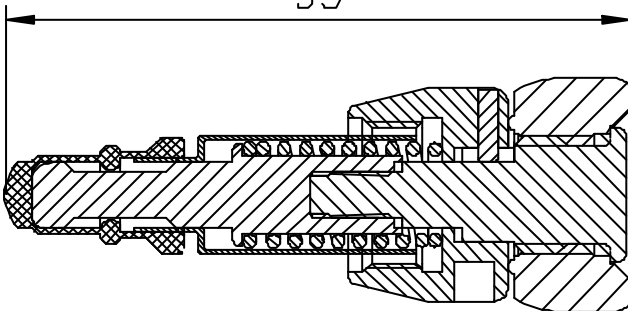
Other Data:

Material: Steel parts AISI 301/303/316L
Membranes: FDA approved compounds.
EHEDG test report
3A-certificate

Optional

With built in Micro port
Item no. 600048

93



Where to use :	All types of W6-W8-W9 valve bodies.
How to use :	Manually operated.
Temp. range:	1 ⁰ C - 130 ⁰ C
Max. working pressure:	0 - 6 bar (g)