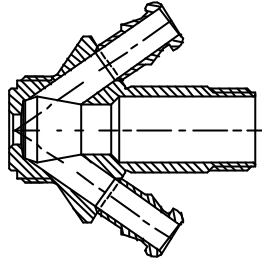
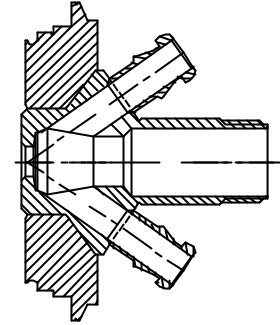


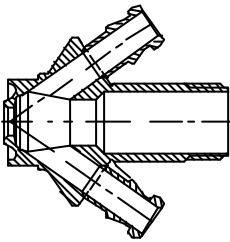
Valve body Type S
Item no.: 850031



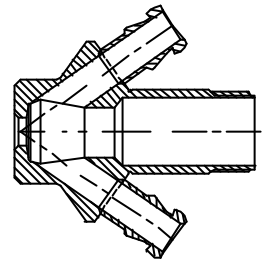
Valve body Type V
Item no.: 850009



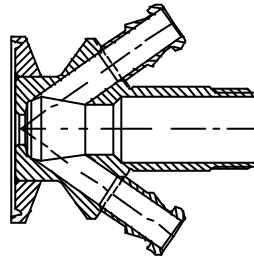
Valve body Type P
Item no.: 850011



Valve body Type T
Item no.: 850001



Valve body Type C
Item no.: 850021




Available with:



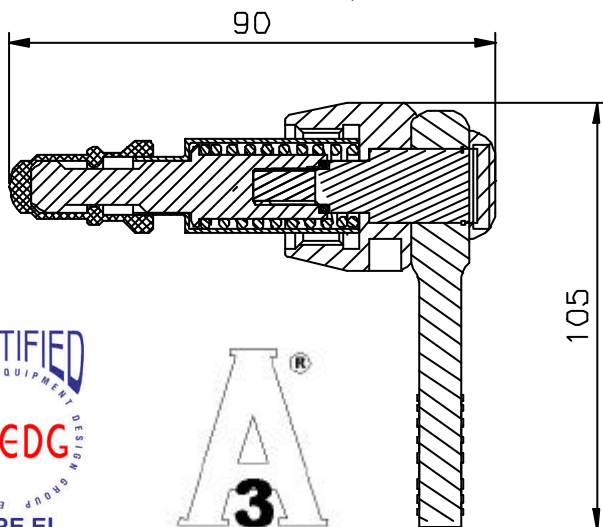
Silicone membrane
Item no.: 600051



EPDM membrane
Item no.: 600052



PTFE membrane
Item no.: 850055
(Complete valve head with PTFE membrane item no.: 855543)



Other Data:

Material: Steel parts AISI 301/303/316L
Membranes: FDA approved compounds.
EHEDG test report
3A-certificate

Where to use : All types of W6-W8-W9 valve bodies.
How to use : Manually operated.
Temp. range: 1⁰ C - 130⁰ C
Max. working pressure: 0 - 6 bar (g)